





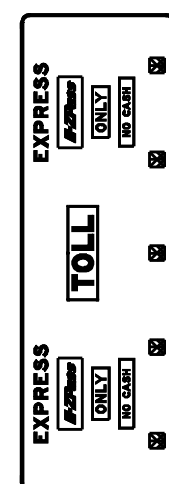
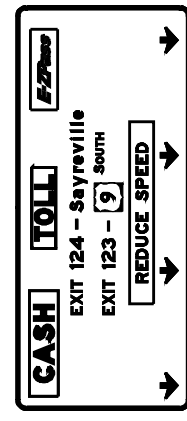




[illegible][illegible]

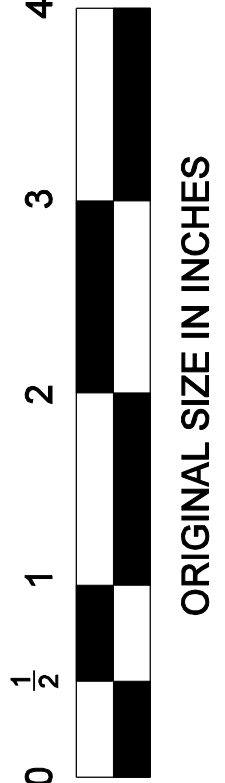
CONTRACT SIGN NUMBER	CONTRACT SIGN LOCATION	NUMBER REQ'D.	LEGEND	SIGN PANEL						REMARKS
				SIZE		COPY		BACKGROUND		
				WIDTH	HEIGHT	COLOR	FINISH	COLOR	FINISH	
1	T1 T3	2		4'-8"	7'-2"	BLACK	NON-REFLECTIVE SHEETING	WHITE	REFLECTIVE SHEETING	REFER TO LAYOUT SHEETS FOR SIGN DIMENSION DETAILS
2	T2	1		17'-0"	2'-6"	WHITE	REFLECTIVE SHEETING	GREEN	REFLECTIVE SHEETING	SIGN POSTS BARRIER MOUNTED REFER TO LAYOUT SHEETS FOR SIGN DIMENSION DETAILS
3	T2	1		28'-0"	10'-0"	WHITE BLACK	REFLECTIVE SHEETING NON-REFLECTIVE SHEETING	GREEN YELLOW	REFLECTIVE SHEETING REFLECTIVE SHEETING	SIGN POSTS MOUNT ON OVERHEAD STRUCTURE REFER TO LAYOUT SHEETS FOR SIGN DIMENSION DETAILS
4	T4	1		21'-0"	2'-6"	BLACK	NON-REFLECTIVE SHEETING	WHITE	REFLECTIVE SHEETING	SIGN POSTS MOUNT TO SIGNS 5&6 SEE GROUND MOUNT SIGN SUPPORT DETAIL SHTS. FOR TYPE & SIZE
5	T4	1		21'-0"	2'-6"	BLACK	NON-REFLECTIVE SHEETING	WHITE	REFLECTIVE SHEETING	REFER TO LAYOUT SHEETS FOR SIGN DIMENSION DETAILS
6	T4	1		21'-0"	10'-6"	WHITE WHITE WHITE	REFLECTIVE SHEETING REFLECTIVE SHEETING REFLECTIVE SHEETING	GREEN BLUE RED	REFLECTIVE SHEETING REFLECTIVE SHEETING REFLECTIVE SHEETING	SIGN POSTS MOUNT TO SIGNS 4&6 SEE GROUND MOUNT SIGN SUPPORT DETAIL SHTS. FOR TYPE & SIZE
7	T5	1		56'-0"	18'-0"	WHITE	REFLECTIVE SHEETING	GREEN	REFLECTIVE SHEETING	REFER TO LAYOUT SHEETS FOR SIGN DIMENSION DETAILS
8	T5	1		46'-0"	18'-0"	WHITE	REFLECTIVE SHEETING	GREEN	REFLECTIVE SHEETING	SIGN POSTS MOUNT ON OVERHEAD STRUCTURE REFER TO LAYOUT SHEETS FOR SIGN DIMENSION DETAILS
9	T6	1		30'-0"	15'-0"	WHITE	REFLECTIVE SHEETING	BLUE	REFLECTIVE SHEETING	REFER TO LAYOUT SHEETS FOR SIGN DIMENSION DETAILS
VMS	T6	0 1		18'-0"	7'-5"	-	-	-	-	3 LINE VMS SIGN POSTS MOUNT ON EXISTING OVERHEAD STRUCTURE

GENERAL NOTES

1. THE E-ZPass PURPLE BACKGROUND COLOR SHALL BE "PANTONE 259C."
2. FOR SMALLER LOGOS, REDUCE DIMENSIONS OF LARGER DETAILS UNIFORMLY.
3. THE MATERIAL FOR THE SIGN PANELS SHALL BE ALUMINUM ALLOY 5052-H38.
4. ALL SIGNS SHALL BE CONNECTED TOGETHER USING BACKING STRIPS BEFORE MOUNTING TO FRAME.
5. THE CONTRACTOR SHALL BE GOVERNED BY THE STANDARDS AND REQUIREMENTS OF THE FOLLOWING PUBLICATIONS, EXCEPT AS MODIFIED BY THE SPECIAL PROVISIONS OF THIS CONTRACT OR THROUGH WRITTEN APPROVAL BY THE ENGINEER.
 - FHWA - "MANUAL ON UNIFORM TRAFFIC CONTROL DEVICES," MILLENNIUM EDITION, 2000 AND SUBSEQUENT REVISIONS.
 - AASHTO - "SPECIFICATIONS FOR THE DESIGN AND CONSTRUCTION OF STRUCTURAL SUPPORTS FOR HIGHWAY SIGNS," 2004 AND SUBSEQUENT REVISIONS.
 - (M.U.T.C.D.)
6. BACKGROUNDS, BORDERS, TEXTS, AND ALL OTHER ELEMENTS OF THE SIGN PANELS SHALL BE RETRO-REFLECTIVE, HIGH INTENSITY SHEETING, EXCEPT WHERE NOTED.
7. ALL APPROACH SIGNS ARE APPROXIMATELY LOCATED ON THE SIGNING PLANS. ANY CHANGES IN THE LOCATION OF SIGNS AS SHOWN ON THE SIGNING PLANS GREATER THAN 50' IN EITHER DIRECTION SHALL HAVE THE PRIOR APPROVAL OF THE ENGINEER.
8. ALL APPROACH SIGN LOCATIONS WILL BE MARKED IN THE FIELD PRIOR TO INSTALLATION. NJTA WILL COMMENT ON LOCATIONS WITHIN TWO WEEKS OF RECEIPT OF WRITTEN MARKOUT NOTIFICATION.
9. VARIABLE MESSAGE PANEL (VMS) & VARIABLE ARROWS (SIGN NO. 7) TO BE PROVIDED AND INSTALLED AS PART OF THIS CONTRACT.
10. SHIELD AND ARROW DETAILS SHALL COMPLY WITH THE LATEST MUTCD, EXCEPT AS NOTED.
11. SEE SIGN PANEL LAYOUT SHEETS FOR SIGN PANELS AND E-ZPASS LOGO DETAILS.

SIGN PANEL TABULATION

CONTRACT SIGN NUMBER	CONTRACT SIGN LOCATION	NUMBER REQ'D.	TOTAL AREA	REMARKS
1	T1 T3	2	67	
2	T1	1	42.5	
3	T2	1	280	
4	T4	1	52.5	
5	T4	1	52.5	
6	T4	1	220.5	
7	T5	1	1008	
8	T5	1	828	
9	T6	1	450	
10	T6	1	285	
11	T7	1	65	
12	T8 T13	2	528	
13	T8 T14	2	528	
14	T8 T14	2	528	
15	T9 T10	2	40	
16	T11	1	468	
17	T12	1	630	
18	T13	1	756	
19	T15	1	336	
20	T11	1	1008	
			8173	S.F. SIGN PANEL



SS-2
SS-3

NEW JERSEY TURNPIKE AUTHORITY	ROADWAY NAME	PROJECT DESCRIPTION

CONTRACT NO.

SIGNING AND STRIPING SIGN DATA -1-

NAME OF CONSULTANT		SCALE: NONE		24	
ADDRESS		DATE: MAY 2008		69	
CERTIFICATE OF AUTHORIZATION NO. XXXXXXXXXXXX					
JOHN DOE					
NEW JERSEY PROFESSIONAL ENGINEER LICENSE NO. XXXXXXXXXXXXXXXX					